

Report No.:

Test Time: 2022-02-23 15:44

Luminaire Property

Luminaire Manufacturer:

Luminaire Description: ADARC12WS-2T

Number of Lamps: 1

Luminous Length (mm): 87 mm

Luminous Height (mm): 0 mm

Current: 0.050 A

Power Factor: 0.977

Lamp Catalog: 4000K

Lumens per Lamp: 1010.1 lm

Luminous Width (mm): 87 mm

Voltage: 233.0 V

Power: 11.44 W

Photometric Results

CIE Class: Direct

Measurement Flux: 1010.1 lm

Downward Ratio: 100.00%

Field Angle(C0/C180,C90/C270,C45/C225,C135/315): 88.3, 88.3, 88.1, 88.3

Beam Angle(C0/C180,C90/C270,C45/C225,C135/315): 60.6, 60.7, 60.9, 60.6

Luminaire Efficacy Rating (LER): 88.35

Max. Intensity: 1047.71 cd

S/MH(C0/C180): 0.95

Total Rated Lamp Lumens: 1010.1 lm

Efficiency: 100.00%


Upward Ratio: 0.00%

Central Intensity: 1039.58 cd

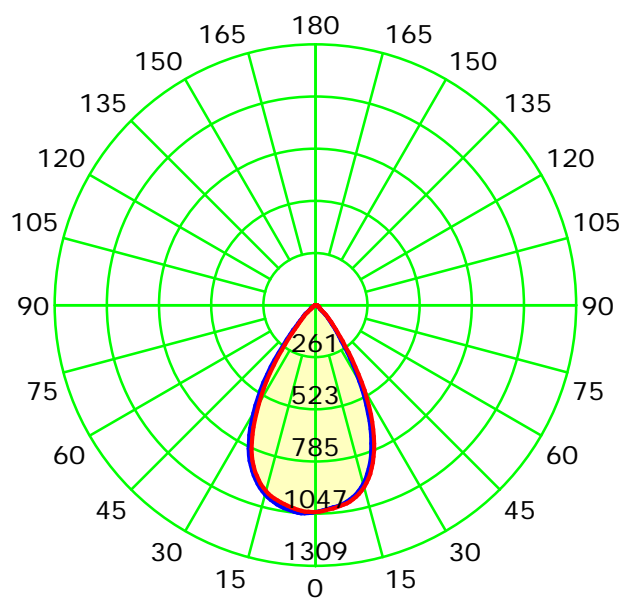
Pos of Max. Intensity: H180 V4

S/MH(C90/C270): 0.95

Picture Of Luminaire



Luminous Intensity Distribution Curve



Unit: cd

— C0-C180 — C90-C270

C Plane (°):0.0-360.0: 45.0

Test Lab:

Test Type: TYPE C

Temperature: 25°C

Operator: YAN

Gamma Plane (°):0.0-90.0: 1.0

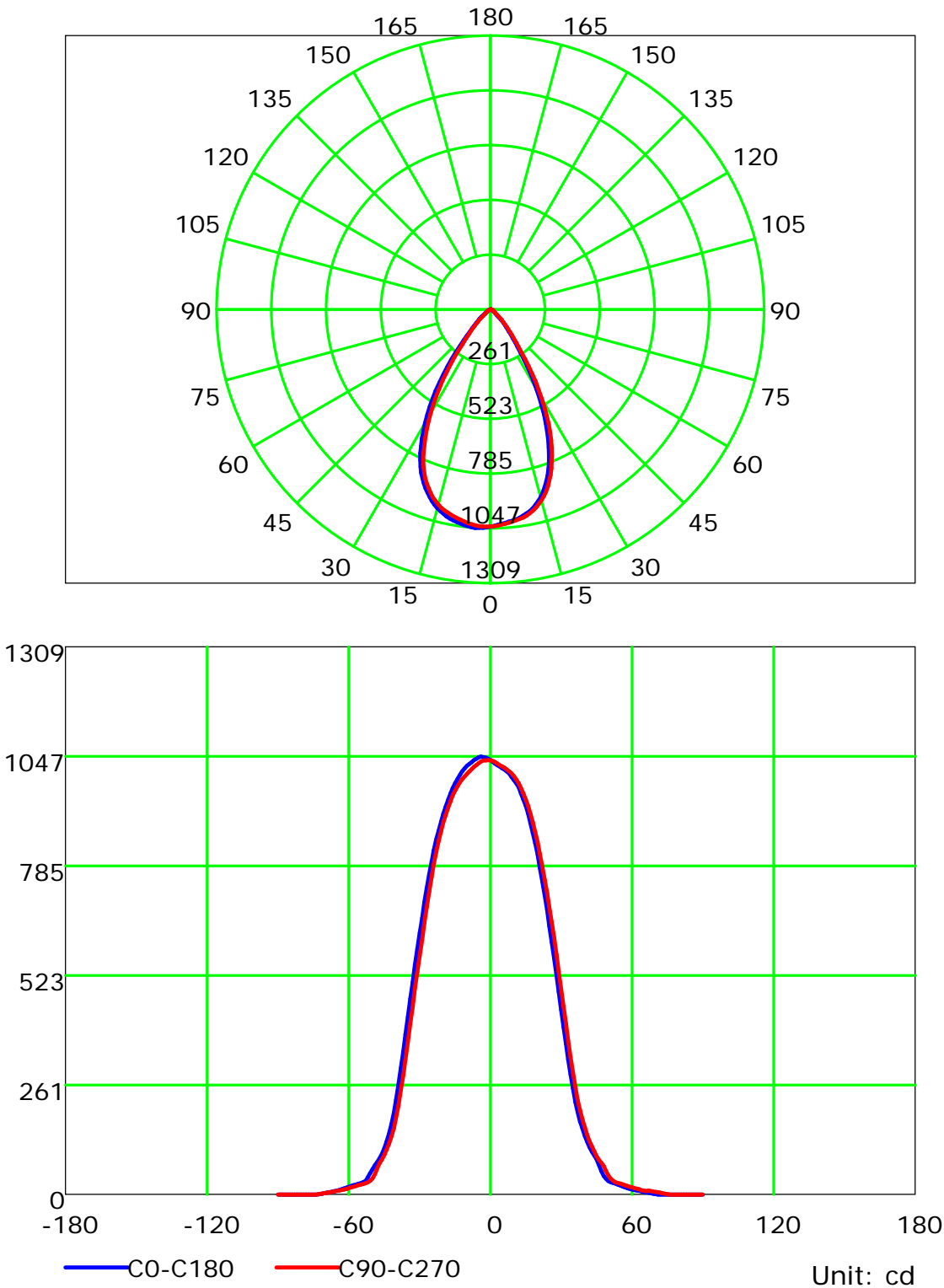
Test Device: GPM-1600

Distance: 8.450 m

Humidity: 50%

Inspector:

Luminous Intensity Distribution Curve



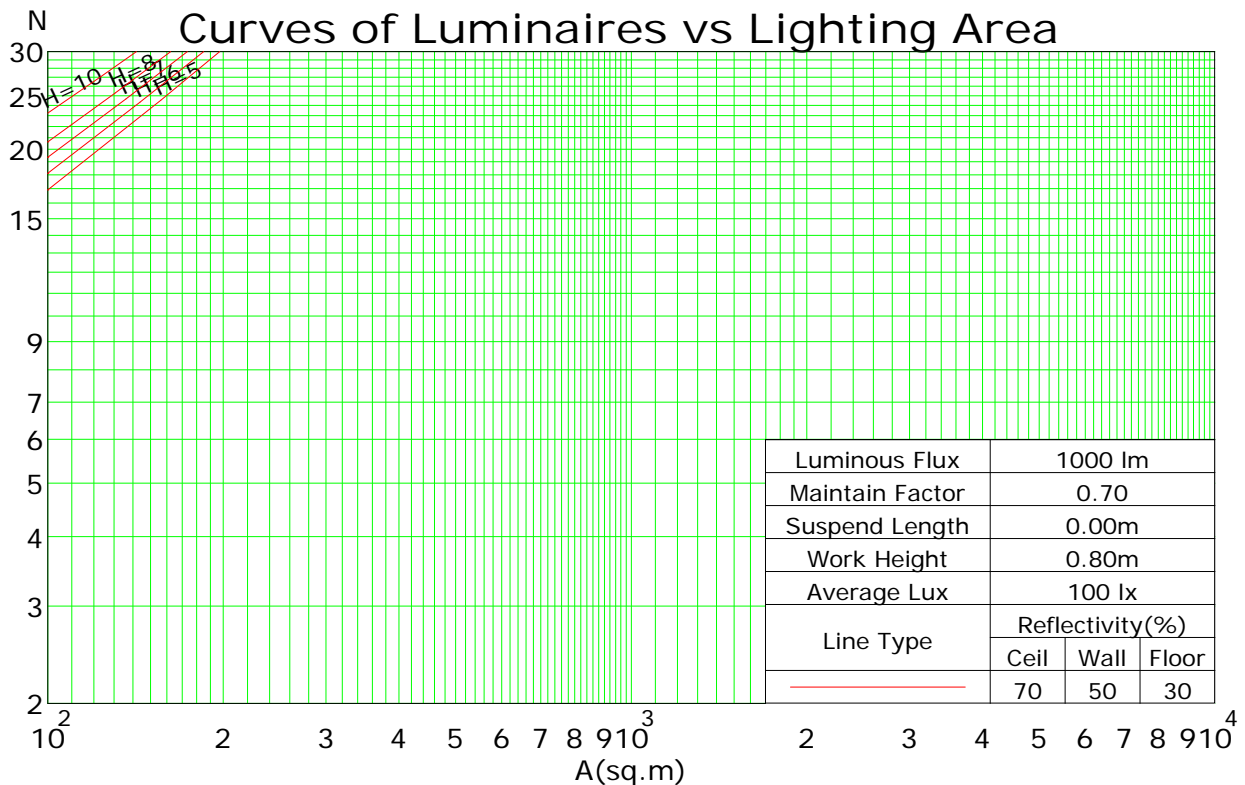
C Plane (°):0.0-360.0: 45.0
Test Lab:
Test Type: TYPE C
Temperature: 25°C
Operator: YAN

Gamma Plane (°):0.0-90.0:1.0
Test Device: GPM-1600
Distance: 8.450 m
Humidity: 50%
Inspector:

Coefficients Of Utilization - Zonal Cavity Method

RC	0.8	0.8	0.8	0.8	0.7	0.7	0.7	0.7	0.5	0.5	0.5	0.3	0.3	0.3	0.1	0.1	0.1	0
RW	0.7	0.5	0.3	0.1	0.7	0.5	0.3	0.1	0.5	0.3	0.1	0.5	0.3	0.1	0.5	0.3	0.1	0
RCR	RF = 0.2																	
0	119	119	119	119	116	116	116	116	111	111	111	106	106	106	102	102	102	100
1	113	110	108	106	111	108	106	104	104	102	101	101	99	98	97	96	95	93
2	107	102	98	95	105	101	97	94	97	94	92	94	92	90	92	90	88	86
3	102	95	90	86	100	94	89	85	91	87	84	89	85	83	86	84	81	80
4	96	89	83	79	95	87	82	78	85	81	77	83	79	76	81	78	75	74
5	91	83	77	72	90	82	76	72	80	75	71	78	74	71	77	73	70	68
6	87	77	71	67	85	77	71	67	75	70	66	74	69	66	72	68	65	64
7	82	73	66	62	81	72	66	62	71	65	62	69	65	61	68	64	61	59
8	78	68	62	58	77	68	62	58	67	61	57	65	61	57	65	60	57	56
9	74	64	58	54	73	64	58	54	63	57	54	62	57	54	61	57	53	52
10	71	61	55	51	70	60	55	51	59	54	51	59	54	50	58	53	50	49

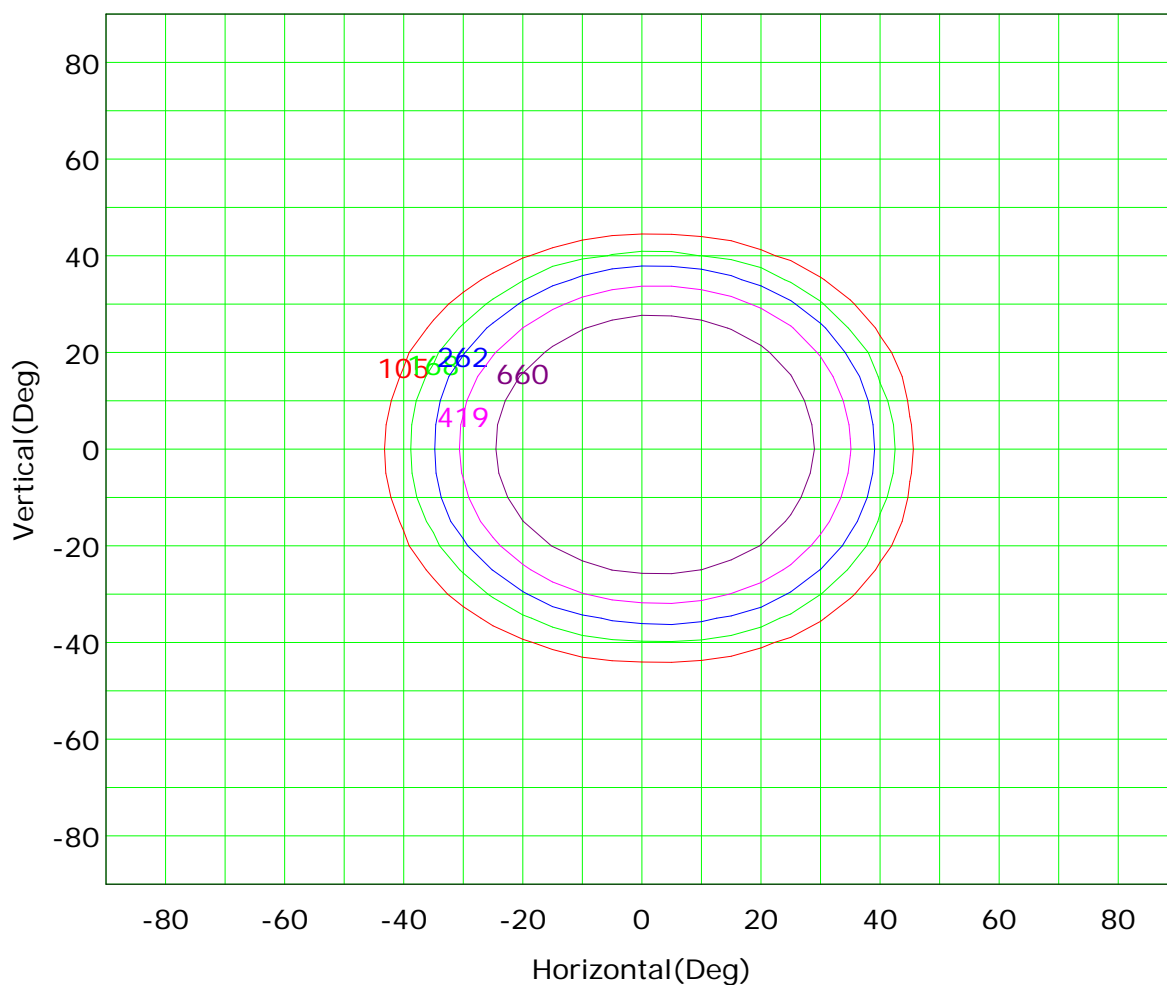
Spacing Criteria (0-180): 0.95
 Spacing Criteria (90-270): 0.95
 Spacing Criteria (Diagonal): 0.90



C Plane (°):0.0-360.0: 45.0
 Test Lab:
 Test Type: TYPE C
 Temperature: 25°C
 Operator: YAN

Gamma Plane (°):0.0-90.0:1.0
 Test Device: GPM-1600
 Distance: 8.450 m
 Humidity: 50%
 Inspector:

Isocandela (rectangle)



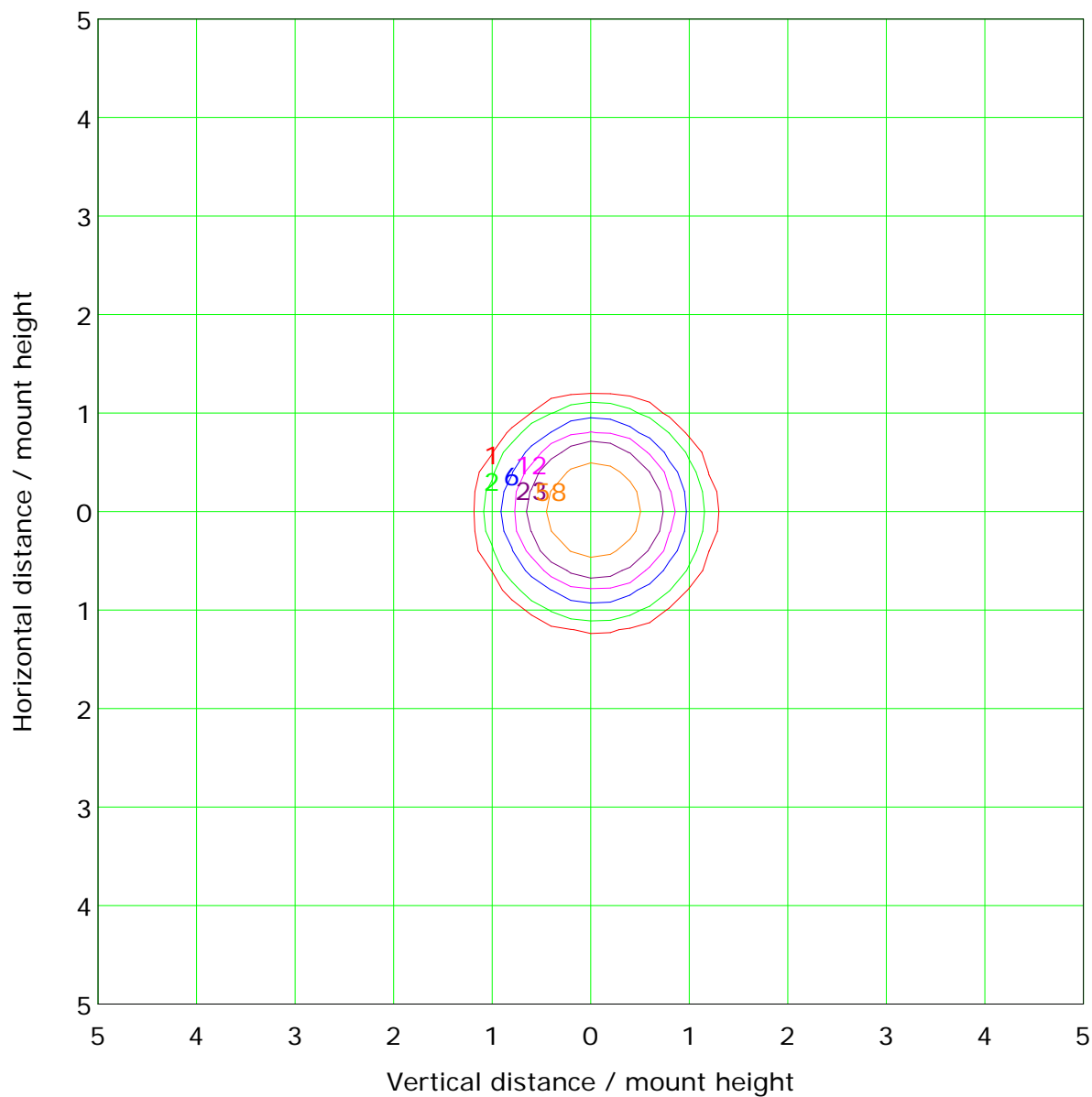
Imax (100%): 1048 cd

(10%): 105 cd	(16%): 168 cd
(25%): 262 cd	(40%): 419 cd
(63%): 660 cd	(100%): 1048 cd

C Plane (°):0.0-360.0: 45.0
 Test Lab:
 Test Type: TYPE C
 Temperature: 25°C
 Operator: YAN

Gamma Plane (°):0.0-90.0:1.0
 Test Device: GPM-1600
 Distance: 8.450 m
 Humidity: 50%
 Inspector:

IsoLux Plot



Mounting Height: 3.0m		Max Lux(100%): 115.8 lx	
(1%):	1.2 lx	(2%):	2.3 lx
(5%):	5.8 lx	(10%):	11.6 lx
(20%):	23.2 lx	(50%):	57.9 lx
(100%):	115.8 lx		

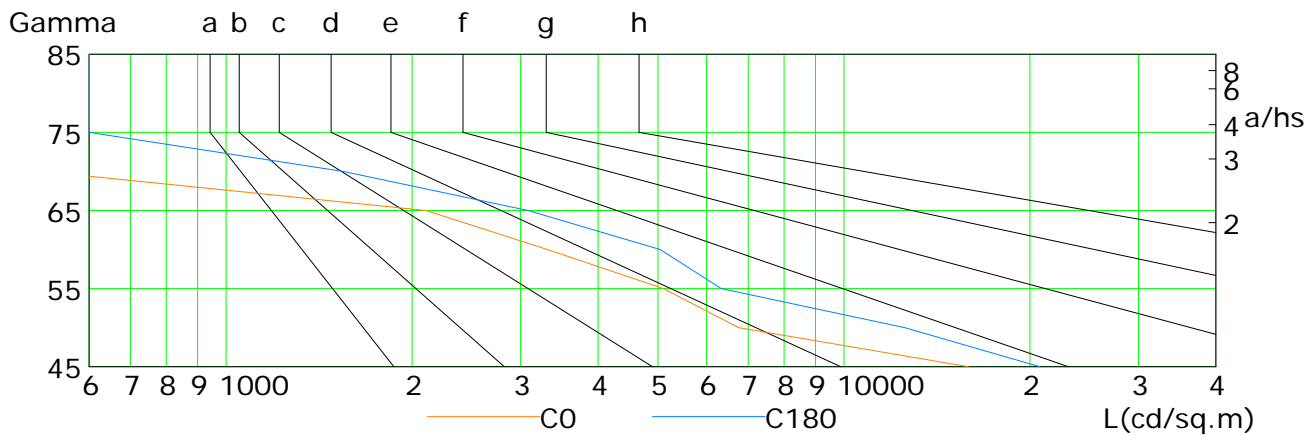
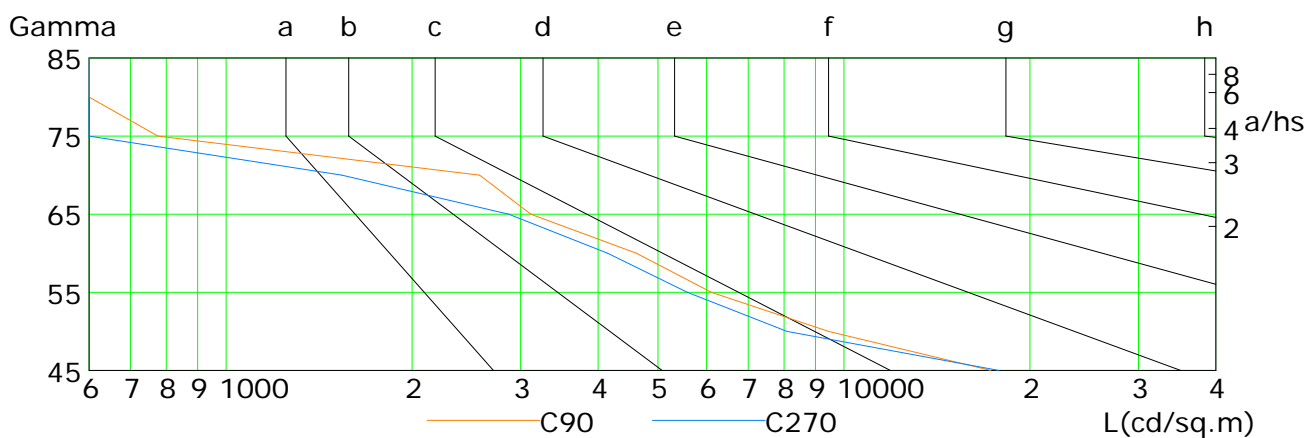
C Plane (°):0.0-360.0: 45.0
Test Lab:
Test Type: TYPE C
Temperature: 25°C
Operator: YAN

Gamma Plane (°):0.0-90.0:1.0
Test Device: GPM-1600
Distance: 8.450 m
Humidity: 50%
Inspector:

Lum Limit Curve

Dazzle	Quality	Illuminance (lx)							
1.15	A	2000	1000	500	<= 300				
1.50	B		2000	1000	500	<= 300			
1.85	C			2000	1000	500	<= 300		
2.20	D				2000	1000	500	<= 300	
2.55	E					2000	1000	500	<= 300

a b c d e f g h

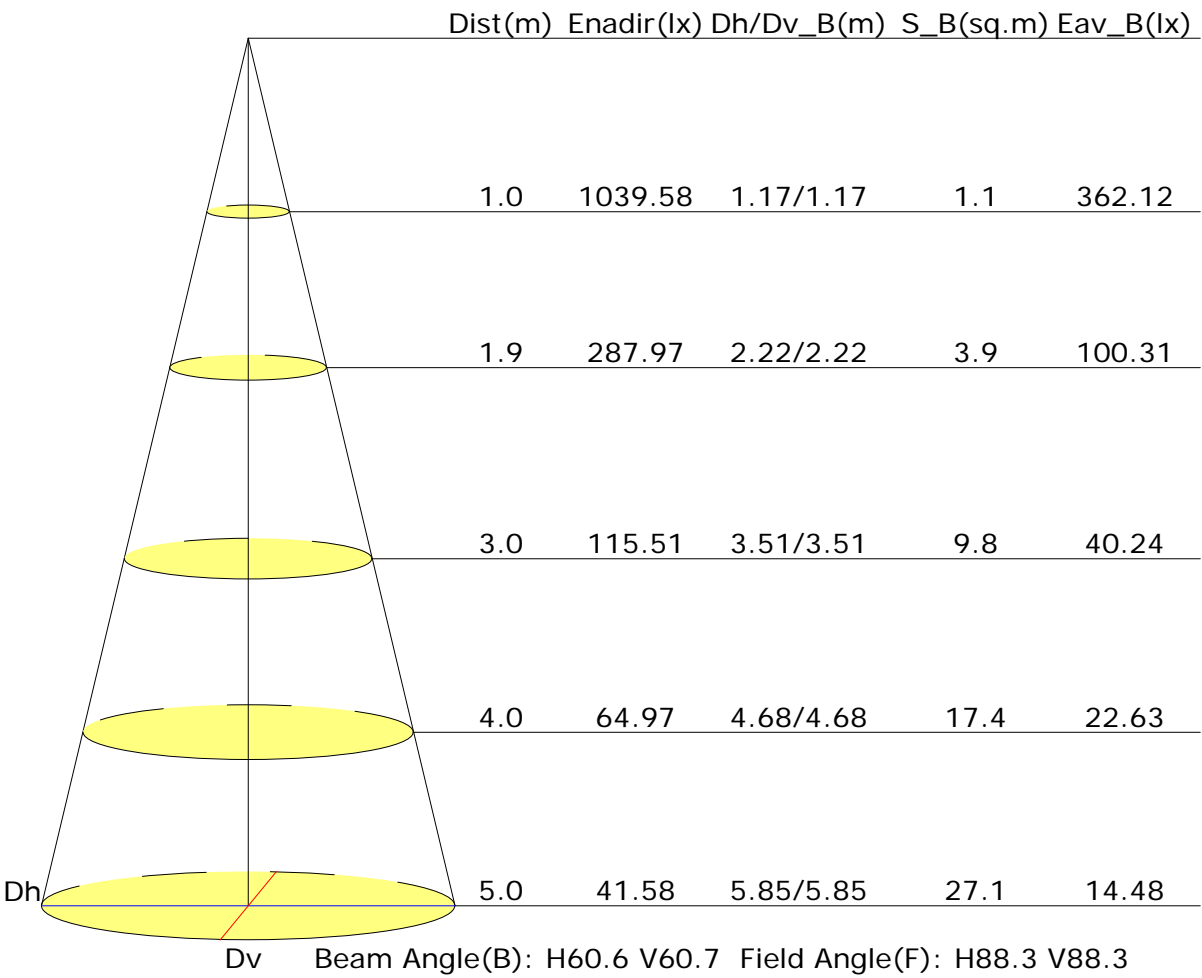


L(cd/sq.m)	G45	G50	G55	G60	G65	G70	G75	G80	G85
C0	15923	6756	5107	3314	2107	506	0	0	0
C90	17290	9447	6109	4616	3117	2573	776	0	0
C180	20766	12556	6332	5047	3082	1549	0	0	0
C270	17821	8088	5583	4146	2870	1541	0	0	0

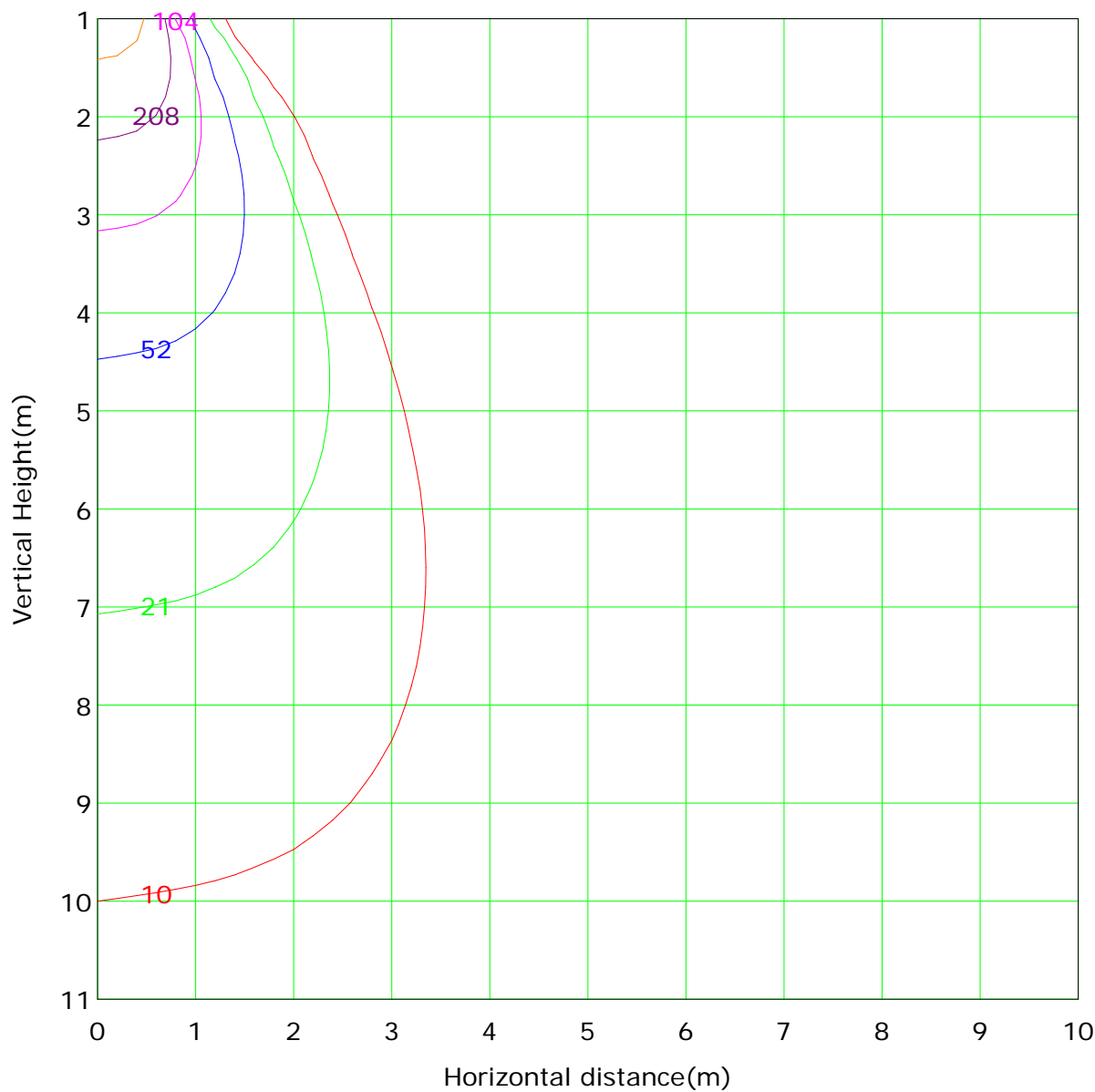
C Plane (°): 0.0-360.0: 45.0
 Test Lab:
 Test Type: TYPE C
 Temperature: 25°C
 Operator: YAN

Gamma Plane (°): 0.0-90.0: 1.0
 Test Device: GPM-1600
 Distance: 8.450 m
 Humidity: 50%
 Inspector:

Illuminance at a Distance



Vertical IsoLux Plot



Lowest(m): 1.0m Highest(m): 11.0m Max Lux: 1039.6 lx

(1%): 10.4 lx	(2%): 20.8 lx
(5%): 52.0 lx	(10%): 104.0 lx
(20%): 207.9 lx	(50%): 519.8 lx
(100%): 1039.6 lx	

C Plane (°):0.0-360.0: 45.0
Test Lab:
Test Type: TYPE C
Temperature: 25°C
Operator: YAN

Gamma Plane (°):0.0-90.0: 1.0
Test Device: GPM-1600
Distance: 8.450 m
Humidity: 50%
Inspector:

Area Flux Table

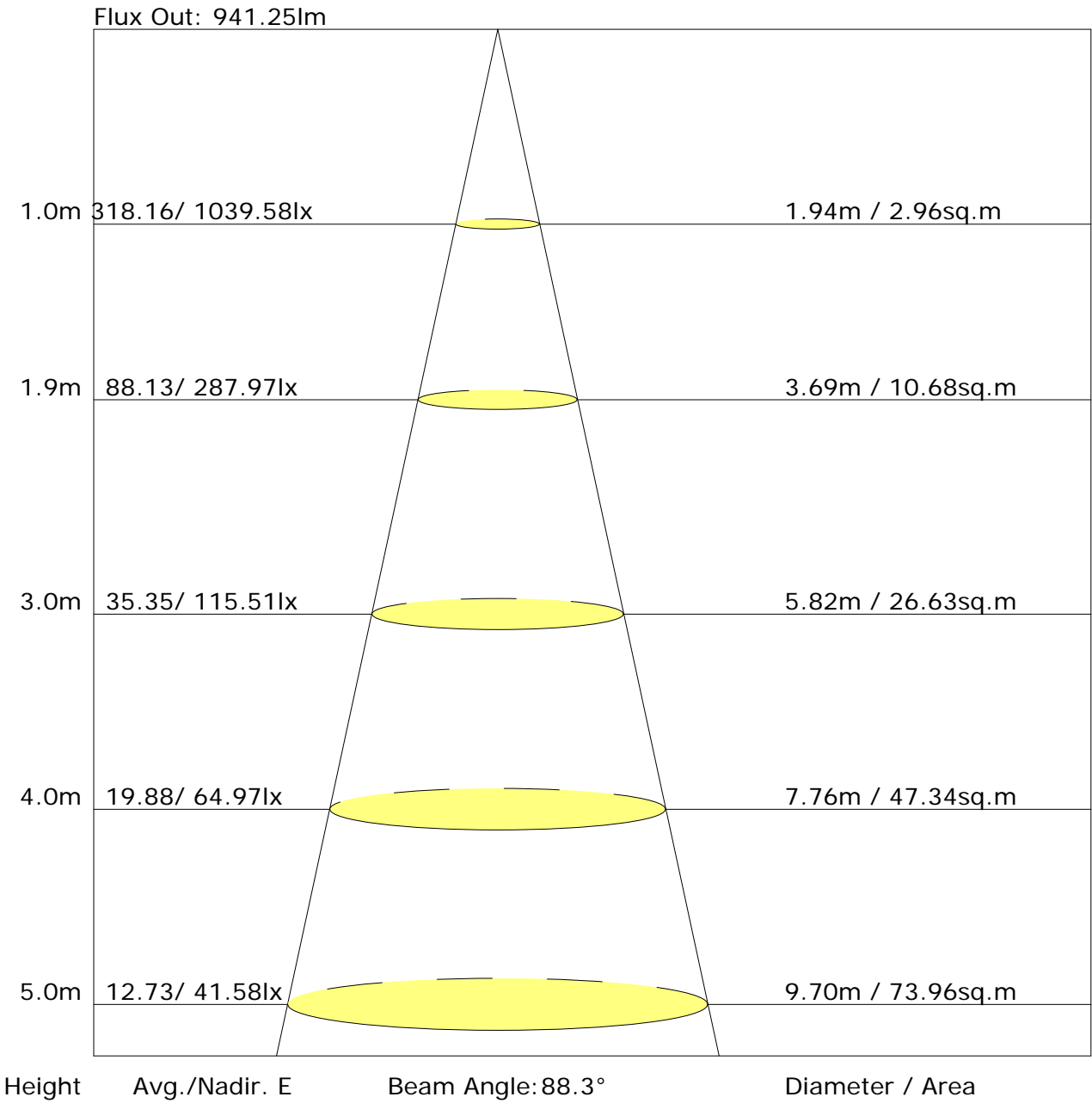
Unit: lm

Vertical plane	Horizontal plane																		
	-90	-80	-70	-60	-50	-40	-30	-20	-10	0	10	20	30	40	50	60	70	80	90
Flux(E)	0.0	0.0	0.0	0.0	0.0	0.0	0.0	0.0	0.0	0.0	0.0	0.0	0.0	0.0	0.0	0.0	0.0	0.0	0.0
Flux(T)	0.0	0.0	1.0	3.9	14.5	51.1	114.0	166.5	190.7	184.9	148.7	87.8	33.6	9.9	2.7	0.6	0.0	0.0	1010
Flux(E)	0.0	0.0	0.0	0.0	5.5	44.9	108.5	161.4	185.7	179.9	143.7	82.4	27.3	1.8	0.0	0.0	0.0	0.0	941

C Plane (°): 0.0-360.0: 45.0
 Test Lab:
 Test Type: TYPE C
 Temperature: 25°C
 Operator: YAN

Gamma Plane (°): 0.0-90.0: 1.0
 Test Device: GPM-1600
 Distance: 8.450 m
 Humidity: 50%
 Inspector:

The Average Illuminance Effective Figure



C Plane (°):0.0-360.0: 45.0
Test Lab:
Test Type: TYPE C
Temperature: 25°C
Operator: YAN

Gamma Plane (°):0.0-90.0:1.0
Test Device: GPM-1600
Distance: 8.450 m
Humidity: 50%
Inspector:

UGR Table

Reflectance:										
Ceiling (cavity)	0.7	0.7	0.5	0.5	0.3	0.7	0.7	0.5	0.5	0.3
Wall	0.5	0.3	0.5	0.3	0.3	0.5	0.3	0.5	0.3	0.3
Reference plane	0.2	0.2	0.2	0.2	0.2	0.2	0.2	0.2	0.2	0.2
Room dimensions	Viewed crosswise					Viewed endwise				
X=2H Y=2H	16.6	17.5	16.9	17.7	17.9	17.5	18.4	17.8	18.6	18.8
3H	16.5	17.3	16.8	17.5	17.8	17.5	18.3	17.8	18.5	18.8
4H	16.4	17.2	16.7	17.4	17.7	17.4	18.2	17.7	18.4	18.7
6H	16.3	17.0	16.7	17.3	17.6	17.3	18.0	17.7	18.3	18.6
8H	16.3	17.0	16.6	17.3	17.6	17.3	18.0	17.6	18.3	18.6
12H	16.3	16.9	16.6	17.2	17.5	17.2	17.9	17.6	18.2	18.5
X=4H Y=2H	16.5	17.2	16.8	17.5	17.8	17.4	18.1	17.7	18.4	18.7
3H	16.4	17.0	16.7	17.3	17.6	17.3	18.0	17.7	18.3	18.6
4H	16.3	16.9	16.7	17.2	17.6	17.2	17.8	17.6	18.2	18.5
6H	16.2	16.7	16.6	17.1	17.5	17.2	17.7	17.6	18.0	18.4
8H	16.2	16.6	16.6	17.0	17.4	17.1	17.6	17.5	18.0	18.4
12H	16.1	16.5	16.6	16.9	17.4	17.1	17.5	17.5	17.9	18.3
X=8H Y=4H	16.2	16.6	16.6	17.0	17.4	17.1	17.6	17.6	18.0	18.4
6H	16.1	16.4	16.5	16.9	17.3	17.0	17.4	17.5	17.8	18.3
8H	16.0	16.4	16.5	16.8	17.3	17.0	17.3	17.5	17.8	18.2
12H	16.0	16.3	16.5	16.7	17.2	17.0	17.2	17.4	17.7	18.2
X=12H Y=4H	16.1	16.5	16.6	16.9	17.4	17.1	17.5	17.5	17.9	18.3
6H	16.0	16.4	16.5	16.8	17.3	17.0	17.3	17.5	17.8	18.2
8H	16.0	16.3	16.5	16.7	17.2	17.0	17.2	17.4	17.7	18.2
Variations with the observer position at spacings:										
S=1.0H	+3.9/-5.8					+4.4/-6.4				
S=1.5H	+6.5/-8.1					+7.1/-8.3				
S=2.0H	+8.5/-11.8					+9.1/-10.2				

Calculate in accordance with CIE Pub.117. The table is revised with 1010lm ($8\log(F/F_0) = 0.0$).

C Plane (°):0.0-360.0: 45.0
Test Lab:
Test Type: TYPE C
Temperature: 25°C
Operator: YAN

Gamma Plane (°):0.0-90.0:1.0
Test Device: GPM-1600
Distance: 8.450 m
Humidity: 50%
Inspector:

Utilisation Factor Table(Floor cavity)

Utilisation Factors UF(F)			SHR NOM = 1.00								
Room Reflectance			Room Index(RI)								
Ceiling	Wall	Floor	0.75	1.00	1.25	1.50	2.00	2.50	3.00	4.00	5.00
0.70	0.50	0.20	0.85	0.92	0.96	0.99	1.03	1.06	1.08	1.10	1.11
	0.30		0.81	0.88	0.92	0.95	1.00	1.03	1.05	1.08	1.09
	0.20		0.78	0.85	0.89	0.93	0.97	1.00	1.03	1.06	1.08
0.50	0.50	0.20	0.84	0.90	0.94	0.97	1.00	1.03	1.04	1.06	1.07
	0.30		0.80	0.87	0.91	0.94	0.98	1.00	1.02	1.04	1.06
	0.20		0.77	0.84	0.88	0.91	0.95	0.98	1.00	1.03	1.04
0.30	0.50	0.20	0.83	0.89	0.92	0.95	0.98	1.00	1.01	1.02	1.03
	0.30		0.79	0.86	0.89	0.92	0.96	0.98	0.99	1.01	1.02
	0.20		0.77	0.83	0.87	0.90	0.94	0.96	0.98	1.00	1.01
0.00	0.00	0.00	0.75	0.81	0.85	0.87	0.91	0.93	0.94	0.96	0.97
<p>Rating: 11W Photometrically tested without ceiling board.</p> <p>Multiply UF values by service correction factors</p> <p>Calculate in accordance with CIBSE Technical Memorandum NO.5 1980</p>											

Utilisation Factor Table(Wall)

Utilisation Factors UF(W)			SHR NOM = 1.00								
Room Reflectance			Room Index(RI)								
Ceiling	Wall	Floor	0.75	1.00	1.25	1.50	2.00	2.50	3.00	4.00	5.00
0.70	0.50	0.20	0.57	0.46	0.38	0.33	0.26	0.21	0.18	0.14	0.11
	0.30		0.48	0.39	0.33	0.29	0.23	0.20	0.17	0.13	0.11
	0.20		0.41	0.34	0.30	0.26	0.21	0.18	0.16	0.12	0.10
0.50	0.50	0.20	0.55	0.43	0.36	0.31	0.24	0.24	0.17	0.13	0.10
	0.30		0.46	0.38	0.32	0.28	0.22	0.18	0.16	0.12	0.10
	0.20		0.40	0.33	0.28	0.25	0.20	0.17	0.15	0.11	0.10
0.30	0.50	0.20	0.52	0.41	0.34	0.29	0.22	0.18	0.15	0.12	0.09
	0.30		0.45	0.36	0.30	0.26	0.21	0.17	0.14	0.11	0.09
	0.20		0.39	0.32	0.27	0.24	0.19	0.16	0.14	0.11	0.09
0.00	0.00	0.00	0.26	0.20	0.16	0.14	0.10	0.08	0.07	0.05	0.04
Rating: 11W Photometrically tested without ceiling board. Multiply UF values by service correction factors Calculate in accordance with CIBSE Technical Memorandum NO.5 1980											

Utilisation Factor Table(Ceiling cavity)

Utilisation Factors UF(C)			SHR NOM = 1.00								
Room Reflectance			Room Index(RI)								
Ceiling	Wall	Floor	0.75	1.00	1.25	1.50	2.00	2.50	3.00	4.00	5.00
0.70	0.50	0.20	0.13	0.14	0.16	0.16	0.18	0.19	0.19	0.20	0.21
	0.30		0.09	0.11	0.12	0.13	0.15	0.17	0.17	0.19	0.20
	0.20		0.06	0.08	0.10	0.11	0.13	0.15	0.16	0.17	0.18
0.50	0.50	0.20	0.12	0.14	0.15	0.16	0.17	0.18	0.19	0.19	0.20
	0.30		0.09	0.10	0.12	0.13	0.15	0.16	0.17	0.18	0.19
	0.20		0.06	0.08	0.10	0.11	0.13	0.14	0.15	0.17	0.18
0.30	0.50	0.20	0.12	0.13	0.14	0.15	0.16	0.17	0.18	0.19	0.19
	0.30		0.08	0.10	0.12	0.13	0.14	0.15	0.16	0.17	0.18
	0.20		0.06	0.08	0.09	0.11	0.13	0.14	0.15	0.16	0.17
0.00	0.00	0.00	NA	NA	NA	NA	NA	NA	NA	NA	NA
Rating: 11W Photometrically tested without ceiling board. Multiply UF values by service correction factors Calculate in accordance with CIBSE Technical Memorandum NO.5 1980											

Zonal Lumen

Gamma [°]	I _{mean} [cd]	Zonal Flux [lm]	Sum Zonal Flux [lm]	Rel Zonal Flux [%]	Sum Rel Zonal Flux [%]
0.0-1.0	1038.3	1.0	1.0	0.10	0.10
1.0-2.0	1037.4	3.0	4.0	0.29	0.39
2.0-3.0	1036.0	5.0	8.9	0.49	0.88
3.0-4.0	1034.1	6.9	15.8	0.69	1.57
4.0-5.0	1031.5	8.9	24.7	0.88	2.45
5.0-6.0	1028.3	10.8	35.5	1.07	3.52
6.0-7.0	1024.5	12.7	48.3	1.26	4.78
7.0-8.0	1020.1	14.6	62.9	1.45	6.22
8.0-9.0	1014.9	16.5	79.3	1.63	7.85
9.0-10.0	1008.9	18.3	97.6	1.81	9.66
10.0-11.0	1002.3	20.0	117.6	1.98	11.64
11.0-12.0	994.5	21.7	139.3	2.15	13.79
12.0-13.0	985.3	23.4	162.7	2.32	16.11
13.0-14.0	974.6	24.9	187.7	2.47	18.58
14.0-15.0	962.5	26.4	214.1	2.62	21.20
15.0-16.0	948.7	27.8	241.9	2.75	23.95
16.0-17.0	933.1	29.1	271.0	2.88	26.83
17.0-18.0	915.4	30.2	301.2	2.99	29.81
18.0-19.0	895.9	31.2	332.3	3.09	32.90
19.0-20.0	874.8	32.0	364.3	3.17	36.07
20.0-21.0	851.6	32.7	397.0	3.24	39.31
21.0-22.0	826.0	33.2	430.2	3.29	42.59
22.0-23.0	798.9	33.5	463.8	3.32	45.91
23.0-24.0	769.6	33.7	497.4	3.33	49.24
24.0-25.0	737.8	33.6	531.0	3.32	52.57
25.0-26.0	704.0	33.2	564.2	3.29	55.86
26.0-27.0	668.4	32.7	596.9	3.24	59.09
27.0-28.0	631.0	32.0	628.9	3.16	62.26
28.0-29.0	592.4	31.0	659.9	3.07	65.33
29.0-30.0	553.1	29.9	689.7	2.96	68.28
30.0-31.0	513.0	28.6	718.3	2.83	71.11
31.0-32.0	472.8	27.1	745.4	2.68	73.79
32.0-33.0	432.3	25.5	770.8	2.52	76.31
33.0-34.0	392.4	23.8	794.6	2.35	78.67
34.0-35.0	353.4	21.9	816.5	2.17	80.84
35.0-36.0	315.2	20.1	836.6	1.99	82.83

C Plane (°): 0.0-360.0: 45.0
 Test Lab:
 Test Type: TYPE C
 Temperature: 25°C
 Operator: YAN

Gamma Plane (°): 0.0-90.0: 1.0
 Test Device: GPM-1600
 Distance: 8.450 m
 Humidity: 50%
 Inspector:

Zonal Lumen (Continue 1)

Gamma [°]	I _{mean} [cd]	Zonal Flux [lm]	Sum Zonal Flux [lm]	Rel Zonal Flux [%]	Sum Rel Zonal Flux [%]
36.0-37.0	279.8	18.2	854.9	1.81	84.63
37.0-38.0	247.2	16.5	871.4	1.63	86.27
38.0-39.0	217.1	14.8	886.2	1.47	87.73
39.0-40.0	190.2	13.3	899.5	1.31	89.05
40.0-41.0	166.6	11.9	911.3	1.17	90.22
41.0-42.0	146.3	10.6	921.9	1.05	91.27
42.0-43.0	129.0	9.6	931.5	0.95	92.22
43.0-44.0	114.3	8.6	940.1	0.85	93.07
44.0-45.0	101.6	7.8	947.9	0.77	93.85
45.0-46.0	89.9	7.0	955.0	0.70	94.54
46.0-47.0	78.5	6.2	961.2	0.62	95.16
47.0-48.0	67.9	5.5	966.7	0.54	95.70
48.0-49.0	58.3	4.8	971.5	0.47	96.18
49.0-50.0	49.6	4.1	975.6	0.41	96.59
50.0-51.0	42.1	3.6	979.2	0.35	96.94
51.0-52.0	35.9	3.1	982.3	0.30	97.24
52.0-53.0	31.2	2.7	985.0	0.27	97.51
53.0-54.0	28.2	2.5	987.5	0.25	97.76
54.0-55.0	26.1	2.3	989.8	0.23	97.99
55.0-56.0	24.3	2.2	992.0	0.22	98.21
56.0-57.0	22.5	2.1	994.0	0.20	98.41
57.0-58.0	20.5	1.9	995.9	0.19	98.60
58.0-59.0	18.7	1.8	997.7	0.17	98.77
59.0-60.0	17.1	1.6	999.3	0.16	98.93
60.0-61.0	15.6	1.5	1000.8	0.15	99.08
61.0-62.0	14.1	1.4	1002.2	0.13	99.22
62.0-63.0	12.6	1.2	1003.4	0.12	99.34
63.0-64.0	11.1	1.1	1004.5	0.11	99.44
64.0-65.0	9.9	1.0	1005.5	0.10	99.54
65.0-66.0	8.9	0.9	1006.4	0.09	99.63
66.0-67.0	8.0	0.8	1007.2	0.08	99.71
67.0-68.0	7.0	0.7	1007.9	0.07	99.78
68.0-69.0	5.9	0.6	1008.5	0.06	99.84
69.0-70.0	4.9	0.5	1009.0	0.05	99.89
70.0-71.0	3.8	0.4	1009.4	0.04	99.93
71.0-72.0	2.8	0.3	1009.7	0.03	99.96

C Plane (°): 0.0-360.0: 45.0
 Test Lab:
 Test Type: TYPE C
 Temperature: 25°C
 Operator: YAN

Gamma Plane (°): 0.0-90.0: 1.0
 Test Device: GPM-1600
 Distance: 8.450 m
 Humidity: 50%
 Inspector:

Zonal Lumen (Continue 2)

[illegible]

Gamma Plane (°):0.0-90.0:1.0
Test Device: GPM-1600
Distance: 8.450 m
Humidity: 50%
Inspector:

Candlepower Table

Unit: cd

G\C	C0.0	C45.0	C90.0	C135.0	C180.0	C225.0	C270.0	C315.0	C360.0	
G0.0	1039.6	1038.9	1038.2	1037.2	1039.6	1038.9	1038.2	1037.2	1039.6	
G1.0	1035.3	1036.1	1036.8	1037.8	1042.5	1041.9	1039.1	1034.7	1035.3	
G2.0	1030.8	1031.6	1034.2	1038.4	1044.5	1044.5	1038.5	1031.8	1030.8	
G3.0	1026.7	1027.9	1030.6	1037.2	1046.0	1046.2	1038.1	1028.6	1026.7	
G4.0	1023.5	1025.2	1027.0	1034.7	1047.7	1045.8	1035.6	1024.8	1023.5	
G5.0	1019.3	1022.6	1024.4	1031.5	1045.8	1044.2	1031.7	1020.9	1019.3	
G6.0	1016.4	1018.4	1020.9	1028.4	1042.4	1042.1	1027.6	1016.4	1016.4	
G7.0	1012.1	1014.9	1016.2	1025.3	1039.1	1037.6	1022.6	1012.2	1012.1	
G8.0	1006.7	1009.2	1012.0	1022.6	1034.0	1032.7	1017.0	1008.2	1006.7	
G9.0	999.0	1002.1	1007.3	1017.8	1030.0	1026.4	1011.7	1002.0	999.0	
G10.0	991.4	994.7	1001.2	1012.1	1025.3	1020.9	1006.0	995.1	991.4	
G11.0	983.3	985.4	992.8	1007.1	1019.3	1014.2	999.8	987.8	983.3	
G12.0	973.6	974.4	983.8	999.2	1011.8	1007.3	992.9	979.0	973.6	
G13.0	959.6	962.8	972.7	990.4	1003.7	999.5	985.8	967.9	959.6	
G14.0	944.9	948.6	959.6	981.7	993.8	990.6	976.6	955.3	944.9	
G15.0	929.7	931.8	945.1	971.7	983.5	980.3	965.8	941.1	929.7	
G16.0	910.6	913.0	929.2	959.1	972.1	968.0	954.2	924.6	910.6	
G17.0	888.9	891.8	911.1	945.1	959.0	956.5	940.5	905.3	888.9	
G18.0	864.8	868.3	890.8	927.7	943.5	942.5	925.0	885.6	864.8	
G19.0	840.4	843.6	866.5	909.8	927.2	927.6	907.4	863.0	840.4	
G20.0	813.3	816.3	842.9	890.0	909.9	910.4	889.3	838.4	813.3	
G21.0	781.8	787.8	815.2	867.8	891.4	891.4	868.4	810.7	781.8	
G22.0	750.2	755.4	785.3	843.6	870.0	872.4	845.4	779.8	750.2	
G23.0	716.5	722.5	754.2	817.7	849.0	851.8	819.1	748.9	716.5	
G24.0	681.8	686.7	722.1	787.6	823.4	827.1	790.7	713.9	681.8	
G25.0	642.9	653.0	687.9	756.4	795.5	800.3	759.1	676.0	642.9	
G26.0	604.4	613.1	652.2	724.4	765.9	769.8	724.0	639.5	604.4	
G27.0	565.7	572.2	615.2	689.5	733.0	737.8	687.2	601.1	565.7	
G28.0	524.3	531.6	574.1	654.6	699.2	700.3	649.5	561.0	524.3	
G29.0	485.6	491.2	533.1	617.8	661.2	664.0	609.6	521.2	485.6	
G30.0	442.4	448.3	491.8	579.2	625.8	625.4	571.9	480.7	442.4	
G31.0	400.9	406.4	450.3	539.9	587.2	588.7	532.6	437.3	400.9	
G32.0	361.1	365.7	409.1	499.8	548.8	549.0	493.3	393.9	361.1	
G33.0	323.7	323.4	368.6	458.5	507.9	510.0	449.5	354.6	323.7	
G34.0	287.5	289.7	328.7	417.8	468.9	466.3	409.2	314.3	287.5	
G35.0	253.8	257.1	292.2	377.7	424.6	422.8	365.7	277.7	253.8	
G36.0	221.2	227.6	256.8	337.7	382.9	380.0	323.2	243.0	221.2	

C Plane (°):0.0-360.0: 45.0
 Test Lab:
 Test Type: TYPE C
 Temperature: 25°C
 Operator: YAN

Gamma Plane (°):0.0-90.0:1.0
 Test Device: GPM-1600
 Distance: 8.450 m
 Humidity: 50%
 Inspector:

Candlepower Table (Continue 1)

Unit: cd

G\C	C0.0	C45.0	C90.0	C135.0	C180.0	C225.0	C270.0	C315.0	C360.0	
G37.0	198.1	202.2	227.0	298.9	342.1	337.5	285.4	212.8	198.1	
G38.0	175.3	181.0	202.0	262.9	302.8	292.0	250.5	184.0	175.3	
G39.0	158.4	161.9	180.3	228.3	262.7	254.9	212.6	163.3	158.4	
G40.0	140.0	144.6	160.8	201.0	226.4	217.6	183.5	146.3	140.0	
G41.0	127.3	129.7	144.2	175.9	195.5	184.1	158.3	129.8	127.3	
G42.0	113.6	116.0	128.3	155.0	168.7	159.1	138.8	115.8	113.6	
G43.0	102.6	104.1	115.9	136.3	145.3	138.2	121.4	104.2	102.6	
G44.0	94.0	94.1	103.4	120.2	126.8	121.0	107.6	93.4	94.0	
G45.0	85.2	85.6	92.5	106.9	111.1	106.4	95.4	82.3	85.2	
G46.0	71.3	77.9	83.7	95.2	97.8	94.0	84.2	68.5	71.3	
G47.0	56.3	65.0	76.5	85.4	87.1	83.7	74.9	54.4	56.3	
G48.0	45.1	52.4	68.7	76.9	78.0	74.8	62.1	44.6	45.1	
G49.0	38.6	42.3	57.1	70.1	70.6	65.6	49.2	36.7	38.6	
G50.0	32.9	35.0	46.0	61.9	61.1	55.1	39.3	32.2	32.9	
G51.0	30.2	32.2	38.3	50.7	51.5	44.1	33.0	29.5	30.2	
G52.0	28.3	29.7	33.0	40.7	40.7	34.7	29.4	27.8	28.3	
G53.0	26.5	27.8	29.9	33.9	32.8	30.6	27.4	26.1	26.5	
G54.0	24.5	25.9	28.0	29.7	30.0	28.3	25.7	24.5	24.5	
G55.0	22.2	24.0	26.5	27.4	27.5	26.6	24.2	22.6	22.2	
G56.0	19.9	22.0	25.0	27.4	25.8	25.0	22.7	20.8	19.9	
G57.0	17.7	18.2	23.0	25.9	24.2	23.4	20.9	18.8	17.7	
G58.0	15.7	16.4	21.0	22.9	22.6	21.7	19.3	17.0	15.7	
G59.0	14.1	14.7	19.3	21.3	20.8	19.9	17.4	15.3	14.1	
G60.0	12.5	13.3	17.5	19.6	19.1	19.7	15.7	14.0	12.5	
G61.0	11.4	11.9	16.1	17.9	17.0	17.8	14.0	12.8	11.4	
G62.0	10.3	10.9	14.8	16.1	15.1	15.9	12.3	11.8	10.3	
G63.0	9.1	9.8	13.5	14.6	13.1	12.6	11.2	10.8	9.1	
G64.0	7.8	8.8	11.0	13.2	11.5	11.0	10.2	9.8	7.8	
G65.0	6.7	7.7	10.0	11.9	9.9	11.6	9.2	8.9	6.7	
G66.0	5.6	6.6	9.0	10.9	8.7	10.3	8.1	7.8	5.6	
G67.0	4.8	5.6	9.8	9.9	7.5	9.2	7.1	6.8	4.8	
G68.0	3.4	4.6	8.8	8.9	6.3	7.8	6.1	5.9	3.4	
G69.0	2.4	3.5	7.7	7.9	5.2	6.6	5.0	4.8	2.4	
G70.0	1.3	2.6	6.7	6.8	4.0	5.4	4.0	3.8	1.3	
G71.0	0.4	1.5	5.8	5.8	2.9	4.1	3.0	2.9	0.4	
G72.0	0.0	0.5	4.8	4.8	1.8	3.1	2.0	2.0	0.0	
G73.0	0.0	0.0	3.5	3.8	0.8	1.9	1.0	0.7	0.0	

C Plane (°):0.0-360.0: 45.0
 Test Lab:
 Test Type: TYPE C
 Temperature: 25°C
 Operator: YAN

Gamma Plane (°):0.0-90.0:1.0
 Test Device: GPM-1600
 Distance: 8.450 m
 Humidity: 50%
 Inspector:

Unit: cd

C Plane (°):0.0-360.0: 45.0
Test Lab:
Test Type: TYPE C
Temperature: 25°C
Operator: YAN

Gamma Plane (°):0.0-90.0:1.0
Test Device: GPM-1600
Distance: 8.450 m
Humidity: 50%
Inspector: